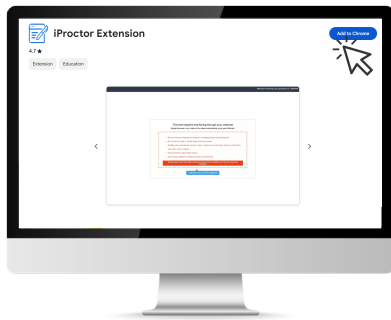




# iProctor - Ensuring the Authenticity, Accuracy, and Integrity of Digital Exams

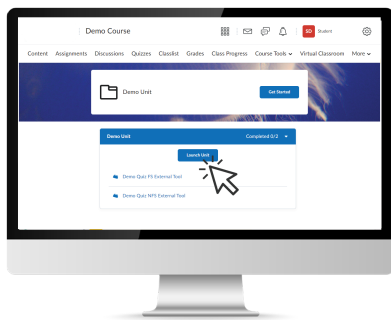
## How Online Proctoring Works

In four simple steps candidates can download the app and take a proctored exam




### Install the iProctor Chrome extension on any device

A light application that will download quickly, in less than one minute and does not require administrative rights.



### Log into your LMS and select your test

The iProctor candidate experience begins with a seamless integration into all major LMS environments by simply selecting the exam.



### Verify your identity

iProctor uses biometric authentication to verify the identity of the candidate upon entry. A complete security inspection and hardware check of the candidates environment is completed via the webcam.



### Take your exam

The candidates exam experience goes ahead as normal and under secure exam conditions. The candidate submits their completed exam and exits the LMS which then closes the iProctor tool. The proctor can identify any anomalies and stop/start the exam if required. All proctoring data will be stored within our AWS cloud and is both accessible and reportable.

## Contact Us

- 1300 313 368
- [eluminaelearning.com.au](http://eluminaelearning.com.au)
- [sales@eluminaelearning.com.au](mailto:sales@eluminaelearning.com.au)

